



A joint Catholic & Church of England Academy



CLASS of 2025 PREPARING TO PERFORM


#MAKEITCOUNT

RESPECT

COURAGE

AMBITION

HOPE



ROUTINES: Creating the Correct Conditions for Revision

Students should aim to revise most weekday evenings in a block of 90 minutes, split into three sections of up to 30 minutes with a 5–10 minute break between each section. Each section of 30 minutes should focus on a different subject/topic as this will make revision more effective.

Students should have a quiet place to revise that is free from distractions. They should be sat at a desk or table and ideally this should be the same place each time they revise.

It is important that students do not have access to electronic devices that will distract them from revision. Encourage them to place their mobile phone in a separate room whilst they are revising and encourage them to avoid energy drinks as this will make it more challenging to maintain concentration.

Establishing a routine now, if students have not already done so, is important. Please remember students should be encouraged to have a healthy balance between working and taking part in hobbies.

FOCUS: How can students prioritise?

Students should identify three priority areas for revision in each subject following feedback on the last set of mock exams.

Students should plan which three topics they will be working on each evening using the template provided. When they are confident that they have mastered a particular piece of knowledge they should tick this off the list.

It is important that students review their revision at the end of each week and identify any topics that may need some additional revision.



SUPPORT: How should students be revising?

We recommend the following revision techniques and resources:

Flash Cards - [Retrieval Practice \(rackcdn.com\)](http://rackcdn.com)

Past exam questions – Workbooks are available from our school shop

[Revision Guide Shop - Hope Academy](#)

[GCSEPod - GCSEPod - Hope Academy](#)

RESPECT

COURAGE

AMBITION

HOPE

The Interleaving technique

Information for parents and carers

PiXL
partners in excellence



Did you know?

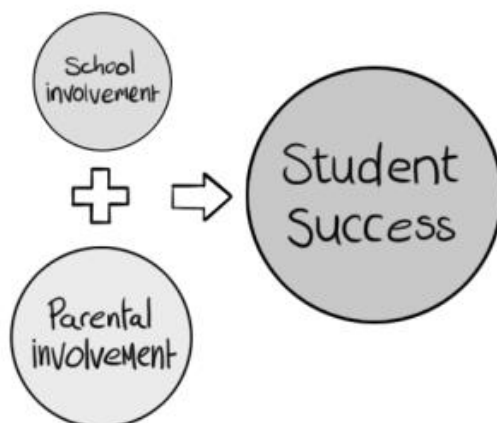


Interleaving is a method used to help students revise and remember more for the exam. It is about what students do with their time when they revise. With the interleaving technique, learning is spread over time, in smaller chunks, rather than dedicating a whole day for one subject or topic.

Research says 'Mixing it up boosts learning' when compared to more traditional methods of block learning where students master one topic before moving on to the next in preparation for exams. Studies have highlighted that students who use interleaving perform better on the examination if the examination was more than one day away.

Evidence highlights that interleaving strengthens memory recall because by revisiting material from each topic several times, in short bursts, students can increase the amount they remember in exams.

What can you do?



Watch this video with your child to understand more about how interleaving works - <https://youtu.be/WbDpYmp8F6o>

Help your child to decide on the key topics they need to learn for each subject. Work with your child to create a revision timetable which spaces their topics out across a good period of time.

Short bursts of revision are more effective than long sessions so encourage your child to mix topics up and do little and often as quality is better than quantity. Encourage them to take regular breaks in their revision and not to focus on the same topic for a whole day!

e: enquiries@pixl.org.uk www.pixl.org.uk

better future - brighter hope

RESPECT

COURAGE

AMBITION

HOPE

Personal Currency Plan

Subject	Priority areas for revision.	Tick when complete
Maths		
English		
Biology		
Chemistry		
Physics		
RE		
Option 1		
Option 2		
Option 3		
Option 4		

RESPECT

COURAGE

AMBITION

HOPE

Personal Currency Plan

WEEK 1							
Day	Monday	Tuesday	Wednesday	Thursday	Friday	Saturday	Sunday
Topic 1							
Topic 2							
Topic 3							

WEEK 2							
Day	Monday	Tuesday	Wednesday	Thursday	Friday	Saturday	Sunday
Topic 1							
Topic 2							
Topic 3							

RESPECT

COURAGE

AMBITION

HOPE

Subject	Exam Board	% CA	% Exam	Comments	Revision Advice
English Language	AQA	N/A	100%	2 exams Paper 1, Section A (Reading: 20 th Century Fiction) Paper 1, Section B (Descriptive & Narrative Writing) Paper 2, Section A (Reading: Non-fiction) Paper 2, Section B (Writing to Present a Viewpoint) Spoken Language (Non exam assessment) Set/marked by teacher throughout the course – endorsement (0% weighting of GCSE)	<ul style="list-style-type: none"> CGP revision guides GCSE Bitesize English Language Reading texts from online newspapers e.g. The Guardian; The Independent and The Times Mr Bruff YouTube Revision videos: https://www.youtube.com/user/mrbruff Past papers and mark schemes from AQA Revision and intervention classes
English Literature	AQA	N/A	100%	2 exams Paper 1, Section (Shakespeare – <i>Romeo and Juliet</i>) Paper 1, Section B (19 th Century Novel – <i>Jekyll and Hyde</i>) Paper 2, Section A (Modern Text – <i>An Inspector Calls</i>) Paper 2, Section B (Poetry Anthology) Paper 2, Section C (Unseen Poetry)	<ul style="list-style-type: none"> CGP revision guides GCSE Bitesize English Literature Information on the plot/characters/themes for all of the Literature texts: www.sparknotes.com Having your own copies of the set texts is invaluable for revision purposes Mr Bruff YouTube Revision videos: https://www.youtube.com/user/mrbruff Spitting Ink YouTube rap videos for the Poetry Anthology: https://www.youtube.com/channel/UCS1prP_hx_a9jZ5pgMbpsDZA Past papers and mark schemes from AQA Revision and intervention classes Graphic organisers <i>Romeo and Juliet/Jekyll and Hyde/An Inspector Calls</i>
Maths	Edexcel	N/A	100%	3 Exams = 33.33% each Paper 1 Non calculator Paper 2 Calculator Paper 3 Calculator	Revision guides, and calculators available to buy from the online shop. Calculators and equipment also available to buy from Maths Office/ class teacher. <ul style="list-style-type: none"> Sparx Maths – online revision www.corbettmaths.com – useful revision website www.mathsgenie.com – useful revision website Revision flash cards available from online shop
Statistics	Edexcel	N/A	100%	2 calculator papers Content can be tested on either paper	<ul style="list-style-type: none"> Statsacademy.co.uk Corbettmaths.com CGP revision guides Pearson revision guides Small number of formulae given in exam on formulae sheet, most needs to be memorised
Biology	Edexcel	N/A	100	2 Exams = 50% each 15% of each paper will examine Practical Skills and 10% Mathematical Skills.	<ul style="list-style-type: none"> CGP revision guides GCSE Bitesize. gcsescience.com Edexcel Website for past papers Doddle Revision and intervention for targeted pupils.
Chemistry	Edexcel	N/A	100	2 Exams = 50% each 15% of each paper will examine Practical Skills and 20% Mathematical Skills.	<ul style="list-style-type: none"> CGP revision guides GCSE Bitesize. gcsescience.com Edexcel Website for past papers Doddle Revision and intervention for targeted pupils.
Physics	Edexcel	N/A	100	2 Exams = 50% each 15% of each paper will examine Practical Skills and 30% Mathematical Skills.	<ul style="list-style-type: none"> CGP revision guides GCSE Bitesize. gcsescience.com Edexcel Website for past papers Doddle Revision and intervention for targeted pupils.

Combined Science	Edexcel	N/A	100	6 Exams – 2 each of Biology, Chemistry and Physics. 15% of each paper will examine Practical Skills and 20% Mathematical Skills.	<ul style="list-style-type: none"> • CGP revision guides • GCSE Bitesize. • gcescience.com • Edexcel Website for past papers • Doodle • Revision and intervention for targeted pupils.
French/ Spanish	AQA	N/A	100	Terminal examination at the end of the course for all 4 skills as follows: Listening 25% <u>Foundation</u> : Exam - 35 minutes including 5 minutes reading time (40 marks) <u>Higher</u> : Exam - 45 minutes including 5 minutes reading time (50 marks) Speaking 25% <u>Foundation</u> : 7–9 minutes + preparation time (60 marks) <u>Higher</u> : 10–12 minutes + preparation time (60 marks) Reading 25% <u>Foundation</u> : Exam - 45 minutes (60 marks) <u>Higher</u> : Exam - 1 hour (60 marks) Writing 25% <u>Foundation</u> : Written exam - 1 hour (50 marks) <u>Higher</u> : Written exam - 1 hour 15 minutes (60 marks)	<ul style="list-style-type: none"> • www.memrise.com to practise AQA GCSE core vocabulary. • www.language-gym.com • www.languagesonline.org.uk to practise grammar. • www.aqa.org.uk to access sample assessment material. • Duolingo mobile and desktop app (recommended) • BBC GCSE Bitesize revision website
Religious Education	AQA	N/A	100	2 exams at the end of Year 11 50% each. There is no controlled assessment or coursework. Paper 1 50%– Christianity and Judaism: Beliefs and practices Paper 2 50% – Thematic studies	<ul style="list-style-type: none"> • Past exam papers, mark scheme and examiner’s report available at http://www.aqa.org.uk/subjects/religious-studies • DODDLE – New specification revision resources available. • GCSE RE revision app (Revise Better) from the App Store, £2.29. • Get Revising website - over 192,000 ready-made resources, including RE, created by other students such as flash cards and mind maps – or create your own. www.getrevising.co.uk. Free. • Hope RE YouTube channel – revision videos, keywords and exam technique. • SENECA learning revision quizzes for Christianity, Judaism and Thematic Studies.
History	AQA	N/A	100	Two exams at the end of Y11 Paper 1 Section A Germany Democracy and Dictatorship, 1888-1945 Knowledge, second-order concepts and evaluation of interpretations AO1, AO2, AO4. Paper 1 Section B Conflict and Tension, The inter-war years 1919-1939 Knowledge, second-order concepts and analysis of sources AO1, AO2, AO3. Paper 2 Section A Health and the People, c1000 – Present Knowledge, second-order concepts and analysis of sources AO1, AO2, AO3. Paper 2 Section B Elizabethan England c1568-1603 Knowledge, second-order concepts and evaluation of interpretations AO1, AO2, AO4.	<ul style="list-style-type: none"> • Practise writing exam answers. • Timelines to sequence events. • Mind maps to link events to causes, people and dates. • Glossaries to learn terminology and key historical figures. • Revision Guides - book for each module • Utilizing all assessments and model answers provided by department • Ensuring all work is up to date and keeping an excellent class book • Attending all revision and intervention • BBC History website • Using YouTube to watch videos on all key topics <p>Remember to use PIXL Thinking Hard when revising</p>

Geography	AQA A	N/A	100	<p>3 Exams:</p> <p>Paper 1 (Living With The Physical Environment) 35%</p> <ul style="list-style-type: none"> The Challenge Of Natural Hazards The Living World Physical Landscapes In The UK <p>Paper 2 (Challenges In The Human Environment) 35%</p> <ul style="list-style-type: none"> Urban Challenges The Changing Economic World Resource Management (Water) <p>Paper 3 (Geographical Applications) 30%</p> <ul style="list-style-type: none"> Issue Evaluation Fieldwork & Geographical Enquiry 	<ul style="list-style-type: none"> GCSE AQA A Geography 9-1 Revision Guides GCSE Bitesize – Geography GCSE AQA Website for past papers Doodle Bespoke intervention sessions for pupils. Bespoke Case-study intervention booklet. Pixl Geography App Revision World Website S-Cool.co.uk Website Cool Geography Website Get Revising Website
Computer Science	Edexcel (2020)	0	100	<p>2 examinations</p> <p>Paper 1: 50% and Paper 2: 50%</p> <p>Exam details:</p> <p>Paper 1: Principles of Computer Science (1CP2/01) 50% of the qualification (75 marks) Written examination: 1 hour 30 minutes Summer 2022</p> <p>Paper 2: Application of Computational Thinking (1CP2/02) 50% of the qualification (75 marks) Practical onscreen examination: 2 hours Summer 2022</p>	<ul style="list-style-type: none"> Online revision materials are shared on Google classroom, Doodle Learn and Satchel One. Revision guides and workbooks are provided for students (Pearson). Useful websites: <ul style="list-style-type: none"> www.doodlelearn.co.uk/ www.bbc.co.uk/education/subjects/z34k7ty www.sololearn.com https://www.csnewbs.com/python Raising Achievement Sessions every Thursday in GM3: 3:30pm-4:30pm (TBC) Recommended reading: Pearson Edexcel GCSE (9-1) Computer Science Student Book: £23.99. Revision guides, PLCs, knowledge organisers, etc can all be found here: https://classroom.google.com
Business	AQA	N/A	100	<p>2 exams:</p> <p>Paper 1: Influences of operations and HRM on business activity – 1 hour 45 minutes (50% of GCSE)</p> <p>Paper 2: Influences of marketing and finance on business activity – 1 hour 45 minutes (50% of GCSE)</p>	<ul style="list-style-type: none"> CPG Revision guide AQA GCSE Business – Published by Hodder Useful websites: <ul style="list-style-type: none"> www.doodlelearn.co.uk/ https://www.bbc.co.uk/bitesize/examspecs/zvwv382 http://beta.tutor2u.net/ http://www.revisionworld.com/gcse-revision Attendance at Raising Achievement sessions when scheduled
Art	AQA	100	0	<p>100% coursework portfolio built up over the duration of the course.</p> <p>0% exam CANCELLED</p>	<ul style="list-style-type: none"> Art teacher will provide you with specific topics to study. Use the Photography shared area resources frequently – everything you need is there.
Photography	AQA	100	0	<p>100% coursework portfolio built up over the duration of the course.</p> <p>0% exam CANCELLED</p>	<ul style="list-style-type: none"> Art teacher will provide you with specific topics to study. Use the Photography shared area resources frequently – everything you need is there.
Drama	AQA	40	60	<p>40% Written Exam:</p> <p>Section A: multiple choice (4 marks)</p> <p>Section B: four questions on a given extract from the set play chosen (44 marks)</p> <p>Section C: one question (from a choice) on the work of theatre makers in a single live theatre production (32 marks).</p> <p>20% Performance (or performance support) Exam:</p> <p>Students will perform 2 extracts from one play.</p> <p>40% Devising Drama:</p> <p>Devising log (60 marks)</p> <p>Devised performance (20 marks)</p>	<ul style="list-style-type: none"> Regular attendance to rehearsals Exemplar material and example question papers and mark schemes to be shared with class by teacher. Some materials may be found on the AQA website. Watch a variety of performances (looking at different styles and practitioners). Read a variety of plays (looking at different styles and practitioners). BBC Bite size AQA section for Drama YouTube- Blood Brothers production Blood Brother revision guide

Physical Education	OCR	40%	60%	60% Written Exam Paper 1 - Physical factors affecting performance Paper 2 - Socio-cultural issues and sports psychology 30% Practical performance Performance in 1 Team, 1 Individual and 1 of either sports 10% Analysis & evaluation of performance coursework	<ul style="list-style-type: none"> Attend extra-curricular sports clubs Use BBC bitesize www.teachpe.com Past papers and exam questions
Design and Technology	Edexcel	50	50	A 20 page Digital portfolio from a choice of 3 design contexts given at the end of year 10. A 2-hour examination at the end of year 11. Exam contains a 10% science and mathematics element.	<ul style="list-style-type: none"> Edexcel website Doddle learn BBC Bitesize Catch up and intervention sessions (Teacher will provide times and dates).
Level 2 Technical Award in Child Development and Care	NFCE CACHE		Pass 24/ 40	125 GLH External Exam 2 Core units Unit 1: Introduction to working with children 0-5 years Unit 2: Development and well-being of children 0-5 years	<ul style="list-style-type: none"> Teacher led tasks supported by assignment briefs Text book Dynamic learning website Intervention (every lunchtime)
BTEC Technical Award in Digital IT	Pearson	66.6	33.3	3 Components Component 1: Exploring User Interface Design Principles and Project Planning Techniques Internal Assessment (33.3%) Component 2: Collecting, Presenting and Interpreting Data Internal Assessment (33.3%) Component 3: Effective Digital Working Practices External Assessment (33.3%)	<ul style="list-style-type: none"> There are lots of resources to support your learning. The main websites are... Know It All Ninja https://www.knowitallninja.com/ Google Classroom https://classroom.google.com Recommended reading... Revise BTEC Tech Award Digital Information Technology Revision Guide by Alan Jarvis £5.99
BTEC Level 1/2 Tech Award in Enterprise	Pearson	60%	40%	3 components: Component 1 (Exploring Enterprises) and Component 2 (Planning for and Pitching an Enterprise Activity) are internally assessed (30% each of final grade) Component 3 (Promotion and Finance for Enterprise) is an externally assessed synoptic case study/assessment (2 hours) (40% of final grade)	<ul style="list-style-type: none"> https://qualifications.pearson.com/en/qualifications/btec-tech-awards/enterprise.html BTEC Tech Award Enterprise Student Book 2nd edition – published by Pearson Revise BTEC Tech Award Enterprise Revision Guide – published by Pearson Doddle learn BBC Bitesize Catch up and intervention sessions (Teacher will provide times and dates).
Level 1/2 Engineering Design	OCR	60	40	3 units of work: The first 2 units are internally assessed: RO38 Communicating Designs and RO40 Design evaluation and modelling . The following unit is an externally assessed exam: RO38 Principles of Engineering Design	<ul style="list-style-type: none"> Cambridge Nationals - Engineering Design Level 1/Level 2 - J822 - OCR OCR website Doddle learn BBC Bitesize Catch up and intervention sessions (Teacher will provide times and dates).
Cambridge National Sports Studies	OCR	75%	25%	4 units, 3 of which are internally assessed and 1 unit is an externally assessed exam (R051) -R051: Contemporary Issues in sport -R052: Developing sports skills -R053: Sports leadership -R054: Developing knowledge and skills in outdoor activities	<ul style="list-style-type: none"> Use BBC bitesize www.teachpe.com Revision guides available from student services £3 each Attend extra-curricular sports clubs

Hospitality and Catering Level 1 / 2	WJEC	60	40	<ul style="list-style-type: none"> • <u>Unit 1 - The Hospitality and Catering Industry</u> - external assessment online e-assessment. • For the online e-assessment students will need to gain knowledge of all parts of the industry and be able to propose new hospitality and catering provisions for a particular location. Students should be able to identify different types of establishment and job roles to determine the best option. • <u>Unit 2 – Hospitality and Catering in Action</u> - Internal assessment: Controlled Assessment Task. • This unit is based around a given brief in which students will need to complete all the Assessment Criteria; this will form their coursework, along with a practical assessment. Students will use their knowledge gained over the course to carry out. 	<ul style="list-style-type: none"> • Online specification available: • https://www.wjec.co.uk/qualifications/hospitality-and-catering/ • (Book) Hospitality and Catering Level 1 / 2 = Anita Tull
---	------	----	----	--	--

English Literature

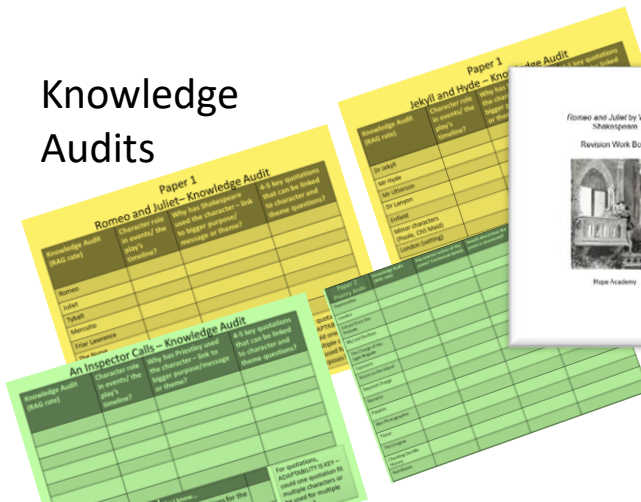
English Literature

- ✓ Ensure that you know the plot of each text and the order of events – All students should have a copy of the texts and read these regularly at home!
- ✓ Make sure that you are able to reference (talk about/use quotations) parts of the text that will prove the points that you are making.
- ✓ Know the themes for each text.
- ✓ Know each character and how they are used in all your texts.
- ✓ Know the main methods used by each writer to convey their ideas to the reader or audience.
- ✓ DO NOT JUST TALK ABOUT HISTORICAL CONTEXT


PAPER 1	ENGLISH LITERATURE
	Paper 1 – 1h45mins
	<p>Section A (50 mins) Shakespeare (Romeo and Juliet) 30 marks (AO1, AO2, AO3) + 4 marks (AO4 - SPAG)</p> <p>Section B (50 mins) 19th-century novel (Dr Jekyll and Mr Hyde) 30 marks (AO1, AO2, AO3)</p>

PAPER 2	ENGLISH LITERATURE
	Paper 2 – 2h15mins
	<p>Section A (45 mins) Modern prose/drama (An Inspector Calls) 30 marks (AO1, AO2, AO3) + 4 marks (AO4 - SPAG)</p> <p>Section B (45 mins) Poetry Anthology (Power and Conflict) 30 marks (AO1, AO2)</p> <p>Section C Unseen Poetry essay – 30 mins 24 marks (AO1, 2) Unseen poetry comparison – 15 mins 8 marks (AO2)</p>



Knowledge Audits






Workbooks



Literature Paper 1 – GCSE POD LINKS

<p>Romeo and Juliet</p> <p>William Shakespeare</p>		<p>https://members.gcsepod.com/shared/podcasts/title/13399/80446</p>	<p>The Strange Case of Dr Jekyll and Mr Hyde</p> <p>R.L Stevenson</p>		<p>https://members.gcsepod.com/shared/podcasts/title/10339/63513</p>
--	---	--	---	--	--

Literature Paper 2 – GCSE POD LINKS

<p>An Inspector Calls</p> <p>J.B. Priestley</p>		<p>Power and Conflict Poetry Cluster</p>		<p>Unseen Poetry</p>	
---	---	--	---	----------------------	---

<https://members.gcsepod.com/shared/podcasts/title/11764/2573>

https://members.gcsepod.com/content?subject_id=6062&exam_board_id=1010&topic_id=8122

<https://members.gcsepod.com/shared/podcasts/title/10338/83188>



Maths – Preparing to Perform

Exam Dates

Paper 1	Non Calculator	Thursday 16 th May
Paper 2	Calculator	Monday 3 rd June
Paper 3	Calculator	Monday 10 th June

Exam Information

All exams 1hr 30 mins

Maths equipment required for exams. (Ruler, protractor, compass and scientific calculator)

Tiering

Foundation Grades (1 to 5)	Higher Grades (4 to 9)
-------------------------------	---------------------------

Tiering queries should be discussed with class teachers following mock exam results.

Exam Tips for completing past papers at home

Read questions carefully.

If questions say show your working ensure explanations are given.

When completing calculator papers working out should be shown by writing down calculations completed on your calculator.

Refer to formulae sheet for help.

Online Learning Platform



<https://vle.mathswatch.co.uk/vle/>

Useful Revision websites

www.corbettmaths.com/contents/
www.mathsgenie.co.uk/

Revision list available

RESPECT

COURAGE

AMBITION

HOPE



Science - Preparing to Perform

EXAM CONTENT

PAPER 1	<p>BIOLOGY</p> <p>Key concepts in biology Cells and Control Genetics Natural selection and genetic modification Health, disease and the development of medicines</p>
	<p>CHEMISTRY</p> <p>Key concepts in chemistry States of matter and mixtures Chemical changes Extracting metals</p> <p>Separate chemistry 1 (Triple only)</p>
	<p>PHYSICS</p> <p>Key concepts of physics Motion and forces Conservation of energy Waves Light and the EM spectrum Radioactivity</p> <p>Astronomy (Triple only)</p>

PAPER 2	<p>BIOLOGY</p> <p>Key concepts in biology Plant structures and their functions Animal coordination, control and homeostasis Exchange and transport in animals Ecosystems and material cycles</p>
	<p>CHEMISTRY</p> <p>Key concepts in chemistry Groups in the periodic table Rates of reaction and energy changes Fuels and Earth science</p> <p>Separate chemistry 2 (Triple only)</p>
	<p>PHYSICS</p> <p>Key concepts of physics Energy – Forces doing work Forces and their effects Electricity and circuits</p> <p>Static electricity (Triple only) Magnetism and the motor effect Electromagnetic induction Particle model Forces and matter</p>

COMBINED EXAMS

<p>Biology 1 Paper 1 1hr 10 60 marks</p>	<p>Chemistry 1 Paper 3 1hr 10 60 marks</p>	<p>Physics 1 Paper 5 1hr 10 60 marks</p>
<p>Biology 2 Paper 2 1hr 10 60 marks</p>	<p>Chemistry 2 Paper 4 1hr 10 60 marks</p>	<p>Physics 2 Paper 6 1hr 10 60 marks</p>

SEPARATES EXAMS

<p>Biology 1 Paper 1 1hr 45 100 marks</p>	<p>Chemistry 1 Paper 1 1hr 45 100 marks</p>	<p>Physics 1 Paper 1 1hr 45 100 marks</p>
<p>Biology 2 Paper 2 1hr 45 100 marks</p>	<p>Chemistry 2 Paper 2 1hr 45 100 marks</p>	<p>Physics 2 Paper 2 1hr 45 100 marks</p>

CORE PRACTICALS

<p>Biology</p> <p>Core practical descriptions Core practical 1: Looking at cells Core practical 2: pH and enzyme activity Core practical 3: Food tests Core practical 4: Osmosis in potato strips Core practical 5: Microbial cultures Core practical 6: Photosynthesis Core practical 7: Respiration Core practical 8: Fieldwork</p>
--

<p>Chemistry</p> <p>Core practical descriptions Core practical 1: Investigating the composition of inks Core practical 2: Investigating pH Core practical 3: Preparation of copper sulfate Core practical 4: Electrolysis Core practical 5: Acid-alkali titration Core practical 6: Rates of reaction Core practical 7: Identifying ions Core practical 8: Combustion of alcohols</p>

<p>Physics</p> <p>Core practical descriptions Core practical 1: Investigating force, mass and acceleration Core practical 2: Investigating speed, frequency and wavelength of waves Core practical 3: Investigating refraction in glass blocks Core practical 4: Investigating thermal energy Core practical 5: Investigating electrical circuits Core practical 6: Investigating the density of solids and liquids Core practical 7: Investigating the properties of water Core practical 8: Investigating the extension of a spring</p>

Note:
Practicals highlighted in red are for separate science only

TIP - LEARN HOW TO USE EQUATIONS

If you're taking GCSE (9–1) Combined Science or GCSE (9–1) Physics, you will need these equations:

HT = higher tier

distance travelled = average speed × time	
acceleration = change in velocity ÷ time taken	$a = \frac{(v-u)}{t}$
force = mass × acceleration	$F = m \times a$
weight = mass × gravitational field strength	$W = m \times g$
HT momentum = mass × velocity	$p = m \times v$
change in gravitational potential energy = mass × gravitational field strength × change in vertical height	$\Delta GPE = m \times g \times \Delta h$
kinetic energy = 1/2 × mass × (speed) ²	$KE = \frac{1}{2} \times m \times v^2$
efficiency = $\frac{(\text{useful energy transferred by the device})}{(\text{total energy supplied to the device})}$	
wave speed = frequency × wavelength	$v = f \times \lambda$
wave speed = distance ÷ time	$v = \frac{x}{t}$
work done = force × distance moved in the direction of the force	$E = F \times d$
power = work done ÷ time taken	$P = \frac{E}{t}$
energy transferred = charge moved × potential difference	$E = Q \times V$
charge = current × time	$Q = I \times t$
potential difference = current × resistance	$V = I \times R$
power = energy transferred ÷ time taken	$P = \frac{E}{t}$
electrical power = current × potential difference	$P = I \times V$
electrical power = (current) ² × resistance	$P = I^2 \times R$
density = mass ÷ volume	$\rho = \frac{m}{V}$

EXAM DATES

Paper	Date
Paper 1: Biology 1	Fri 10 May 2024
Paper 2: Chemistry 1	Fri 17 May 2024
Paper 3: Physics 1	Wed 22 May 2024
Paper 4: Biology 2	Fri 07 June 2024
Paper 5: Chemistry 2	Tues 11 June 2024
Paper 6: Physics 2	Fri 17 June 2024

ONLINE REVISION



RESPECT

COURAGE

AMBITION

HOPE



Religious Education

9th May 9am:

Paper 1 – Christianity: Beliefs & Practices / Judaism: Beliefs and Practices

16th May 1pm:

Paper 2 – Thematic Studies (Theme A Relationships and families, Theme B Religion & life, Theme D Peace & conflict and Theme E Crime and punishment)

- 100% exam
- Specification - AQA Religious Studies A
- Two papers - 1hr45 minute papers each.
- 4 sections on each paper out of 24 marks
- Maximum of 3 SPaG marks on Q1.5 (Christianity & Judaism) and the highest spag score on your themes Q5. (9 marks max in total across both papers)

Use your PLCs to inform your revision

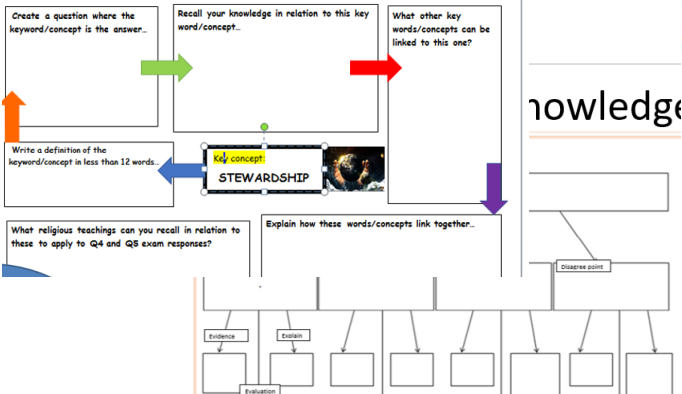
Revision material

Y11 TRACKING PLC SHEET

DIAGNOSTIC TEST	SPECIFICATION POINTS	DATE OF DIAGNOSTIC TEST	MARK	PLC
1-1	1.1 1.2 1.3 1.4 1.9 1.10 4.1 4.6 4.9	5/9/18	13	
1-2	1.1 1.2 1.3 1.4 1.9 1.10 4.1 4.6 4.9	19/9/18	28	
2-1	1.5 1.6 1.7 1.8 1.11 1.12 2.4 2.7	26/9/18	23	
2-2	1.5 1.6 1.7 1.8 1.11 1.12 2.4 2.7	14/10/18	24	
3-1	2.1 2.2 2.3 2.5 2.6 2.8 2.9 2.12 6.1	17/10/18	20	



Concept mapping



Key Word Glossary

- > Christianity
- > Judaism
- > Theme A - Relationship & families
- > Theme B - Religion & Life
- > Theme D - Peace & Conflict
- > Theme E - Crime & Punishment

Colour key:
Key word Specification point that the key word is linked to Scripture for this topic

CGP
GCSE AQA A Religious Studies For the Grade 9-1 Course
SENECA

AQA GCSE Religious Studies: Know your Exam Question Types

Each question in the exam will be split into five parts, worth 1, 2, 4, 5 and 12 marks.

- The 1 mark question** (1 mark) - Tests knowledge and understanding.
- The 2 mark question** (2 marks) - Tests knowledge and understanding.
- The 4 mark question** (4 marks) - Tests knowledge and understanding.
- The 5 mark question** (5 marks) - Tests knowledge and understanding.
- The 12 mark question** (12 marks) - Tests analytical and evaluative skills.

TIP Develop both general knowledge and specific knowledge of the faiths. Focus on the key texts and the key figures. Use the key words and phrases to help you recall the information.

History Overview

Exam Board – AQA



Paper 1

- Germany, 1890-1945: Democracy and Dictatorship
- Conflict and Tension: The inter-war years, 1918-1939

Paper 2

- Health and the People, c1000 to the present day
- Elizabethan England, c1568-1603

Upcoming Mocks in Y11

- A full paper 1 – Mock 1
- A full paper 2 – Mock 2

Current Curriculum

Need to complete Health and the People & Elizabethan England. Scheduled to be complete by the summer term.

Targeted Revision scheduled for six weeks before exam season.



gcsepod
education on demand

Useful Websites:

<https://senecalearning.com/en-GB/blog/free-aqa-history-gcse-revision/>

<https://www.revisely.com/gcse/history/aqa>

<https://www.bbc.co.uk/bitesize/examspecs/zxjk4j6>

Revision sessions: Available in Res 2.5 from 1:30pm-2pm on a Thursday lunchtime.

RESPECT

COURAGE

AMBITION

HOPE

Geography Overview

Exam Board – AQA



Paper 1

The Challenge of Natural Hazards
The Living World (Tropical Rainforests & Cold Environments)
Coasts
Rivers

Paper 2

Urban Issues & Challenges
Changing Economic World
Resource Management
Water

Paper 3

Fieldwork (Ainsdale & Liverpool)
Unfamiliar Fieldwork
Pre-Release

Upcoming Mocks in Y11

- A full paper 1 – Mock 1
- A full paper 2 – Mock 2

Current Curriculum

Need to complete Changing Economic World, Resource Management & Water (will complete by January)



gcsepod
education on demand

Useful Websites:

https://www.coolgeography.co.uk/gcse/revision_zone.php

<https://www.internetgeography.net/aqa-gcse-geography/>

<https://www.bbc.co.uk/bitesize/examspecs/zy3ptyc>

Revision sessions: Available in Res 2.7 from 1:30pm-2pm on a Monday lunchtime.

RESPECT

COURAGE

AMBITION

HOPE

Key Dates:

Speaking mocks 1: wc 21st October 2024
Speaking mocks 2: wc 10th February 2025
SPEAKING EXAMS: wc 28th APRIL 2025

French:

Listening/Reading: 21st May 2025
 Writing: 5th June 2025

Spanish:

Listening/Reading: 10th June 2025
 Writing: 17th June 2025

Two sections:
 · Section A: Questions and answers in ENGLISH.
 · Section B: Questions and answers in SPANISH.

Listening

F: 40m H: 50m

Three sections:
 · Section A: Questions and answers in ENGLISH.
 · Section B: Questions and answers in SPANISH.
 · Section C: Translation from French into English.

F: 45m H: 60m

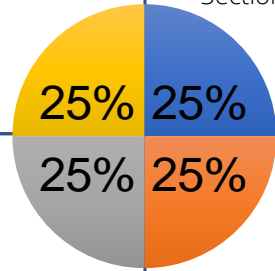
Reading

Speaking

Three parts:
 You will have 12 minutes (supervised) to prepare the following:
 · **Role-play:** You will be given a role-play card and you should come up with role-play situation, including asking a question (2mins).
 · **Photo card:** You will be given a photo and you will have to answer five questions about it. You will see three of those questions during your preparation time (2/3mins).
 Then you will have the
 · **General conversation:** based on two topics that were not on your photo card. You need to show past, future and present and accurate pronunciation.

F: 10m H: 12m

F: 60m H: 75m



Higher Tier

- 1 A choice of two questions (about 90 words). You will have to present facts, express ideas and show opinions. You will have bullet points of what you must include.
- 2 A choice of two questions (about 150 words). A longer version of question 1, but the bullet points will be more vague.
- 3 A translation from English into the language (minimum 50 words).

Foundation Tier

- 1 A message so you can show you can write using familiar language (eg an email to a friend).
- 2 A short piece (about 40 words). You will be given bullet points and you will have to include all of the information from the bullet points.
- 3 A translation from English into the language (about 35 words).
- 4 A choice of two questions (about 90 words). You will have to present facts, express ideas and show opinions. You will have bullet points of what you must include.

Writing

Apps & websites:



THE LANGUAGE GYM

exampro


MEM RISE

Grammar & Translation Workbook



French: 9781292132884
 Spanish: 1292133198

Revision Guides



French:
 CGP: 9781782945390
 Collins: 9780008166304
Spanish
 CGP: 1782945482
 Collins: 9780008166311



AQA GCSE Art and Photography - Preparing to Perform

GCSE Year Checklist

- **AO1:** Develop ideas through investigations, demonstrating critical understanding of sources.
- **AO2:** Refine work by exploring ideas, selecting and experimenting with appropriate media, materials, techniques and processes.
- **AO3:** Record ideas, observations and insights relevant to intentions as work progresses.
- **AO4:** Present a personal and meaningful response that realises intentions and demonstrates understanding of visual language.

Component 1: Portfolio: Marked in school and moderated by AQA		
Completed in year 10. 96 marks 60% of GCSE	A portfolio that in total shows explicit coverage of the four assessment objectives. It must include a sustained project evidencing the journey from initial engagement to the realisation of intentions and a selection of further work undertaken during the student's course of study.	Non-exam assessment (NEA) set and marked by the school/college and moderated by AQA during a visit. Internal deadline set. Moderation will normally take place in June 2025.
Component 2: Exam		
10-hour control exam in school. 96 marks 40% of GCSE	Students respond to their chosen starting point from an externally set assignment paper relating to their subject title, evidencing coverage of all four assessment objectives.	Non-exam assessment (NEA) set and marked by the school/college and moderated by AQA during a visit. Internal deadline set. Moderation will normally take place in June.

Assessment objective weightings for GCSE Art and Design

Assessment objectives (AOs)	Component weightings (approx %)		Overall weighting (approx %)
	Component 1	Component 2	
AO1	15	10	25
AO2	15	10	25
AO3	15	10	25
AO4	15	10	25
Overall weighting of components	60	40	100

RESPECT

COURAGE

AMBITION



HOPE



Drama

GCSE Year 11 Checklist

Comp 1: Written Exam summer 2024 (80 marks)	
Section A Theatre styles 4 marks	Revise staging styles and stage directions. BBC Bitesize.
Section B Blood Brothers 44 Marks Blood Brothers revision guide- In school library. Lots of exam questions in this	<ol style="list-style-type: none"> 1. Read Blood Brothers again or watch clips YouTube. 2. Create a timeline of important scenes. 3. AQA GCSE Drama website past papers for exam questions. 4. Revise acting skills/techniques using glossaries in folder. 5. GCSE POD. Texts in practice section.
Section C Live Theatre review 32 Marks The Women in Black	<ul style="list-style-type: none"> - Online resources via class charts -Flashcards for scenes and lighting -Key scenes and characters revision -Spider diagrams of costumes and set designs. - Clips on YouTube - Practices Q for timing (45 mins) -AQA website questions or I can provide generic questions. -Live Theatre review revision guide
Comp 2: Devising Drama: Internal Exam and coursework (80 Marks)	
Devising Performance 20 marks	Recording completed.
Devising coursework section x 3 pieces 20 marks	
Comp 3: Scripted Performance – March 28th EXAM 20 %	
Extract 1 20 marks	Recorded in exam conditions in school
Extract 2 20 marks	Recorded in exam conditions in school
<u>This exam has a visiting examiner aiming for March time</u>	



RESPECT

COURAGE

AMBITION

HOPE



USEFUL RESOURCES

Google Classroom
<https://classroom.google.com>

Know It All Ninja
www.knowitallninja.com/

Past papers
Revision guide
Knowledge organisers

REVISION SESSIONS AND SUPPORT

Raising Achievement Sessions(RAS) every **Wednesday. 3:10-4:10pm** in GM3

SPECIFICATION DETAILS

BTEC Tech Award in Enterprise (2022)

REVISION TIPS



Use know it all ninja to support all 3 components.

EXAM CONTENT


Component 1 (internal)
Exploring Enterprises

Component 2 (internal)
Planning for and Pitching an Enterprise Activity

Component 3 (external)
Promotion and Finance for Enterprise

Exam Date: May 2024

GCSE Pod has a wide range of high quality mini videos for each sub topic that links with the Personal Learning Checklist (PLC). These can be used as therapy to close gaps in knowledge identified in the PLC.



Use the revision guide to revisit the unit content and revise key terms and computing concepts.

Knowledge Organiser - C1

COMPONENT 1 - Exploring Enterprises

Learning Aim B Explore how market research helps enterprise meet customer needs & understand customer behaviours

Section 1

Why is it important to identify customer needs?
Customers are vital if a business is going to be successful, therefore the entrepreneur must find out about customer wants and needs. This can be done via market research.

What 3 factors are important when identifying customer expectations?
Value: Customers will want 'good value' goods and services. They want to feel they have got good quality for what they have paid for the good or service.
Quality: You must respond to enquiries rapidly to offer good customer service, this could be a question or a complaint. Customers want to feel they are well thought of as they're spending money with you, they want to have confidence in you and feel listened to. They will not return how they feel about your enterprise.
Information: Customers are most likely to repeat purchase if they understand what is being offered and its clear to understand. Sometimes (for example when buying a car) jargon can confuse people and put them off. They're also most likely to repeat purchase if they get what they're expecting. Not providing clear information can lead to fines, court and prison depending on the severity.

Section 2

What is customer needs is what is important of your customers?
For example: When will customers come to the enterprise? What will they want to buy? What market are we going to operate in? How many customers will we have?

What is value added service?
After sales is what the enterprise offers after the customer has left with their purchase. This can be as simple as checking if they can help the customer in any way (e.g. with a new piece of technology) or finding out if they're happy with their recent purchase (this might be in the form of a SMS questionnaire). Some customers might rate companies publicly (e.g. Trust Pilot, TripAdvisor).

How can a business provide other sales services?
• **Repairs and Maintenance:** this might be offered when you get a new car.
• **Delivery information:** tracking - this might be in the form of providing updates on orders the delivery is sent into you can be self-tracked or via SMS. It might also be the enterprise checking the delivery went smoothly and the customer is happy.
• **Substitutes:** - this is the offering of repairs for a specific amount of time when the sale if the product breaks.

CUSTOMER NEEDS

Identifying customer needs can only be done once you know who your customers are. The enterprise has to think carefully about its customers' needs and how they are likely to buy.

If a need is identified and met then it is likely to lead to a sale. If you don't identify needs or providing goods and services customers don't want, this might be the problem! Think beyond each firm.

How can a product be linked to a customer?
Linking customers and products well means the enterprise is using its time and resource well.

The age of the customer. What do most people of a age like?

The gender of the customer. What do males/females like?

The interests of the customer. What type of life do they lead?

Linking products and customers

The income of the customer. What can they afford? What disposable income do they have?

Location of the product or location of the customer.

Knowledge organisers are a great way to recall key information about each topic.



AQA GCSE Business Studies - Preparing to Perform

Paper 1 – Influences of operations and HRM on business activity	Paper 2 – Influences of marketing and finance on business activity
What's assessed: <ul style="list-style-type: none">• Business in the real world (Unit 1)• Influences on business (Unit 2)• Business operations (Unit 3)• Human resources (Unit 4)	What's assessed: <ul style="list-style-type: none">• Business in the real world (Unit 1)• Influences on business (Unit 2)• Marketing (Unit 5)• Finance (Unit 6)
How it's assessed: <ul style="list-style-type: none">• Written exam – 1h 45 minutes• 90 marks• <i>50% of GCSE</i>	How it's assessed: <ul style="list-style-type: none">• Written exam – 1h 45 minutes• 90 marks• <i>50% of GCSE</i>
Exam structure: <ul style="list-style-type: none">• Section A - Multiple choice and short answer questions (20 marks)• Section B - One case study/data response stimuli with questions (34 marks approx.)• Section C - One case study/data response stimuli with questions (36 marks approx.)	

EXAM PAPER SECTIONS:

- **Sections B and C** on each exam paper require students to answer questions based on a case study
- The case study provides useful information that will help to answer the question **in context**
- For 6, 9 and 12 mark questions, students must develop a '**chain of reasoning**' in their answer
- Questions will ask you what the benefits/drawbacks/impacts of XYZ are on the business...

HOW TO SUPPORT YOUR CHILD:

- Business Theory revision areas to be identified as areas for revision
- Past exam papers/revision guide workbook to revise topic areas and identify areas for improvement in exam technique.
- Peer / self-assessment using mark schemes.
- Mind map templates to summarise topic areas - PiXL Strategies, creating Knowledge organisers.
- Exam technique focussing on 6, 9 and 12 mark questions
- Use of Doodle & GCSE Pod as a revision tool.
- Knowledge organiser homework tasks each week – currently focussing on Unit 1 – see Class Charts for the KO (students get tested on this in lessons to monitor and track progress.



USEFUL RESOURCES

Google Classroom
<https://classroom.google.com>
 Seneca Learn
<https://senecalearning.com/>
 BBC Bitesize
www.bbc.co.uk/bitesize/exams/pecs/zdqy7nb
 PyNewbs
www.csnewbs.com/python
 GCSE Pod
<https://www.gcsepod.com/>
 Practice Programming Q1-6
<https://blog.withcode.uk/>

REVISION SESSIONS AND SUPPORT

Raising Achievement Sessions (RAS) every **Thursday**. 3:10-4:00pm in **GM1**

SPECIFICATION DETAILS

Edexcel GCSE Computer Science (2020)

REVISION TIPS

Past papers and mark schemes for Paper 1 and Paper 2.




Google Classroom



GCSE Pod has a wide range of high quality mini videos for each sub topic that links with the Personal Learning Checklist (PLC). These can be used as therapy to close gaps in knowledge identified in the PLC.

Unit 1: Business in the Real World	Date:			
1.1 - The purpose and nature of business				
I understand what a business is and the reasons for starting a business (including producing goods, supplying services, distributing products, fulfilling a business opportunity and providing a good or service to benefit others)				
I understand the difference between goods and services, needs and wants				
I understand the meaning of factors of production - land, labour, capital, enterprise				
I can define opportunity cost				
I can define the three sectors of primary, secondary and tertiary and give examples of types of business that operate in each sector				
I understand the term enterprise and what is meant by an entrepreneur				
I can outline the characteristics of an entrepreneur, such as hard working, innovative, organised and willingness to take a risk				
I can outline the objectives of an entrepreneur, including to be their own boss, flexible working hours, to pursue an interest, earn more money, identify a gap in the market and dissatisfaction with current job				
I understand that businesses face a constantly changing business environment due to changes in technology, economic situation, legislation and environmental expectations.				



Use the PLCs to help focus your revision on what you need to know.

Use the revision guide and revision workbook to revisit the unit content and revise key terms and computing concepts.

EXAM CONTENT

Paper 1 (75 marks)
1 Hour 30 minutes

- Topic 1: Computational Thinking
- Topic 2: Data
- Topic 3: Computers
- Topic 4: Networks
- Topic 5: Issues and Impact

Paper 2 (75 marks)
2 hours

- Topic 6: Problem Solving with Programming

TOPIC 1: PROBLEM SOLVING (ALGORITHMS)

The slide contains several sections:

- STARTING AND SEARCHING algorithms:** Binary Search
- KEYWORDS:** Sequence, Selection, Iteration or Loop
- Flowchart:** A flowchart showing a decision diamond with 'Start/Stop Process' and 'Decision' arrows.
- Linear Search Algorithm:** Includes pseudocode:


```

        IF ISMATCHED
        PREVIEW MESSAGE FROM (string) KEYBOARD
        IF condition = true
        THEN SEND "you can vote"
        ELSE SEND "you can't vote yet"
        TO DISPLAY
        ENDIF
        
```
- Matrix Sort:** A grid of numbers with arrows indicating sorting.



USEFUL RESOURCES

Google Classroom
<https://classroom.google.com>

Google Classroom
<https://classroom.google.com>

Know It All Ninja
www.knowitallninja.com/

Past papers
Revision guide
Knowledge organisers

REVISION SESSIONS AND SUPPORT

Raising Achievement Sessions (RAS) every **Wednesday**, 3:10-4:10pm in GM3

SPECIFICATION DETAILS

BTEC Tech Award in DIT (2022)

REVISION TIPS



Use know it all ninja to support all 3 components.

EXAM CONTENT

Component 1 (internal)

Interface design principles and project planning

Component 2 (internal)


Collecting, presenting and interpreting data

Component 3 (external)

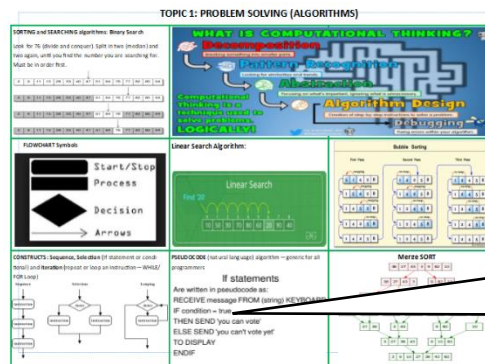
Effective, Digital working practices

Exam Date: May 2024

GCSE Pod has a wide range of high quality mini videos for each sub topic that links with the Personal Learning Checklist (PLC). These can be used as therapy to close gaps in knowledge identified in the PLC.



Use the revision guide to revisit the unit content and revise key terms and computing concepts.



Knowledge organisers are a great way to recall key information about each topic.



Construction - Preparing to Perform

This course consists of two internally assessed units and there is one external tier of assessment covering the following grades

Level 1 Pass, Level 2 Pass, Level 2 Merit, Level 2 Distinction, Level 2 Distinction*

WJEC Level 1/2 Awards in Constructing the Built Environment			
Unit Number	Unit Title	Assessment	GLH
9811	Safety and security in construction	External	30
9812	Practical construction skills	Internal	60
9813	Planning construction projects	Internal	30

Practical Units: Carpentry & Joinery, Painting & Decorating, Electrical Installations 60 Guided Learning Hours

Learners have now completed 2 practical units. The last practical unit they will study will be Electrical installations or Painting & Decorating depending on the class. students will sit the external examination in January, and this also applies to their coursework submission date. The students have another opportunity to sit the exam in May. The final examination topics are shown below:

Assessment Grid

Learning Outcomes	Assessment Criteria	Marks	%
LO1 Know health and safety legal requirements for working in the construction industry	AC1.1 Summarise responsibilities of health and safety legislation	12-18	20-30
	AC1.2 Identify safety signs used by construction industry		
	AC1.3 Identify fire extinguishers used in different situations		
	AC1.4 Describe role of the Health and Safety Executive		
LO2 Understand risks to health and safety in different situations	AC2.1 Identify hazards to health and safety in different situations	12-18	20-30
	AC2.2 Describe potential effects of hazards in different situations		
	AC2.3 Explain the risk of harm in two different situations		
LO3 Understand how to minimise risks to health and safety	AC3.1 Explain existing health and safety control measures in different situations	18-24	30-40
	AC3.2 Recommend health and safety control measures in different situations		
LO4 Know how risks to security are minimised in construction	AC4.1 identify risks to security in construction in different situations	6-12	10-20
	AC4.2 describe measures used in construction to minimise risk to security		
TOTAL		60	100%

RESPECT

COURAGE

AMBITION

HOPE



Hospitality and Catering- Preparing to Perform

This course consists of two units and there is one tier of assessment covering grades

Level 1 Pass, Level 2 Pass, Level 2 Merit, Level 2 Distinction, Level 2 distinction*

Unit 1: The Hospitality & Catering Industry 40% or 80 Marks

Learners will draw on their learning of different types of provision. Along with the operational activities that are needed to deliver hospitality & catering for long-term success. They will also need to demonstrate how food can cause ill and how to identify and manage health, safety and security risks.

This unit is assessed externally by exam 21st June

Unit 2: Hospitality & Catering In Action 60% or 120 Marks

Learners will be expected to cook 2 Dishes, either Starter, Main or Dessert. They will be given 3.5 hours to complete this task. The students will also be expected to complete a controlled assessment task based on the nutritional impact of the 2 dishes and a time plan that can be used to help cook the dishes. This will take place over a 12 hour window from January 2024.

This unit will take place after half term in February. The students/Parents will be informed via Parent text/Email at least 1 week before the exam is to take place.

1) Use previous exam papers to practice

https://www.wjec.co.uk/qualifications/hospitality-and-catering-level-1-2/#tab_pastpapers

2) Use the knowledge organisers to create revision cards, mind-maps.

3) Go to BBC bitesize Hospitality

<https://www.bbc.co.uk/bitesize/guides/zvtx47h/revision/1>

4) Go to BBC bitesize food preparation and service

<https://www.bbc.co.uk/bitesize/topics/zjirpg8>

Join Seneca, it is free all you need is to create a password and use the Class Code below:

Class code:8oojribha2



You could also use the link below

<https://app.senecalearning.com/dashboard/class/8oojribha2/assignments/assignment/39d19b84-15d8-49bc-897f-85fd0db7b229>

RESPECT

COURAGE

AMBITION

HOPE



Design and Technology - Preparing to Perform

NEA Making Deadline: Friday 14th March 2025

NEA FINAL Hand in: Friday 28th March 2025

Exam: Wednesday 18th June 2025

Unit 1: Written Paper Written examination: 1 hour and 45 minutes **50% of the qualification** 100 marks


The paper consists of two sections.

Section A: Core

This section is 40 marks and contains a mixture of different question styles, including open-response, graphical, calculation and extended-open-response questions. There will be 10 marks of calculation questions in Section A.

Section B: Material categories - TIMBERS

This section is 60 marks and contains a mixture of different question styles, including open-response, graphical, calculation and extended-open-response questions. There will be 10 marks of calculation questions in Section B.



£2.50

GCSE Revision Guide

Available online

Through the Hope Academy Shop



GCSE Design and Technology Edexcel



BITESIZE

www.senecalearning.com



GCSE Edexcel

Design and Technology

www.studyrocket.co.uk



ROCKET

Class code:
e1pamjtnsu

RESPECT

COURAGE

AMBITION

HOPE



Engineering Design - Preparing to Perform

This course consists of two components and there is one tier of assessment covering grades Pass Merit & Distinction. The students will sit the written assessment in January and will also need to submit units RO39 and RO40 during this time. They will have another opportunity to sit the examination and coursework in May.

There are 2 remaining pieces of work to complete:

RO39: Communicating Ideas.

Designing a Primary School Desk Tidy .

Design task: produce a range of design ideas and produce a final proposal which includes an Isometric view, Engineering Drawing and 3D computer generated drawings of a desk tidy to be used in a Primary school.

Due date: January 2025

RO40: Design, Evaluation and Modelling

Passive Amplifier Speaker

Written & Practical task: Produce a working prototype Passive amplifier speaker made from Card, Polymer or Wood. The Speaker will also need an accompanying folder which includes a disassembly task and production plans and review of work

Due date: January 2025

The 2nd Opportunity to take this exam will be in May 2025.

RESPECT

COURAGE

AMBITION

HOPE



Paper 1: 19th May

Anatomy & Physiology and Physical Training

Paper 2: 9th June

Socio-cultural issues and Sports psychology

Coursework: Completed by end of October

Practical moderation: April/May. Sample of students selected

How we prepare:

- Raising achievement every week on build up to exams
- Weekly revision diary submitted (2 pieces per week)

- 60% Exam
- 30% Practical
- 10% coursework
- Two papers – 1 hour each (60 marks)
- 2 sections on each paper (Section A & Section B) out of 30 marks each

Grade boundaries

GCSE Physical Education

		Max Mark	9	8	7	6	5	4	3	2	1	u
J587	01 Physical factors affecting performance	Raw 60	51	48	45	42	38	33	24	15	6	0
J587	02 Socio-cultural issues and sports psychology	Raw 60	49	46	43	39	36	33	23	14	5	0
J587	04 Practical Performance	Raw 60	48	45	42	38	34	30	23	16	9	0
J587	05 Analysing and Evaluating Performance (OCR Repository)	Raw 20	17	16	15	13	11	10	8	6	4	0
J587	06 Analysing and Evaluating Performance (Postal Moderation)	Raw 20	17	16	15	13	11	10	8	6	4	0
J587	All options *To create the overall boundaries, component 04 is weighted to give marks out of 60	Overall 200	165	155	145	132	119	106	78	51	24	0



Exam: May
Contemporary issues in sport

Coursework

- Outdoor adventurous activities
(Completed)
 - Sports leadership

Practical
Performance in 2 Sports

- Coursework Improvement Sessions
 - Weekly revision diary will start again (2 pieces per week)

Grade boundaries (Per unit & Overall)

Unit GLH	Max Unit Uniform Mark	Unit Grade							
		Distinction* at L2	Distinction at L2	Merit at L2	Pass at L2	Distinction at L1	Merit at L1	Pass at L1	U
24	40	36	32	28	24	20	16	12	0
48	80	72	64	56	48	40	32	24	0

Max Uniform Mark	Qualification Grade							
	Distinction* at L2	Distinction at L2	Merit at L2	Pass at L2	Distinction at L1	Merit at L1	Pass at L1	U
200	180	160	140	120	100	80	60	0